

SEARCH

Searching will look for your word(s)/phrase(s) in the subject and message body.

Separate each word/phrase with a comma. For example:

Hamlet, Leo, Love Orion ← will find ALL subjects that have “Hamlet” OR “Leo” OR “Love Orion” in a/the subject or message body.

You can also tell the search to NOT tell you about a message with a specific word/phrase in it. Just put a minus before the work/phrase. For example:

Hamlet, -Leo, Love Orion ← will find ALL subjects that have “Hamlet” OR “Love Orion” BUT NOT “Leo” in a/the subject or message body.

The search works WITH the display age range, so if you search of “Leo” in all messages 24 hours old you will find less results are located then if you did a search of “Leo” in ALL messages.

Display Age

The display box on the mail message board page allows you to find the subjects that have a last posting in them within the timeframe picked. (if you are a message board member and logged in you have 2 more options – All subjects with a NEW post AND All subjects that YOU have posted in already.

















Discussion (subject) Display

The list of subjects display in the order last posted to. If a 3 month old topic that has had no posting in it for 2 months gets a post it will float to the list top. This way you can always spot the active subjects.

The main subject display also tells you the ORIGINAL subject and shows the original emoticon (if one was used), the member name of who started the subject, the total number of posts in the subject (if you are a member and logged in you also see how many are new since you last read the messages), the date of the LAST post to the subject and if you are a member logged in you also will see up to 2 icons, a red exclamation point if you have posted to this subject and the word “new” if the subject contains new messages.

Emoticons

When posting a message you can chose an emoticon to use on your subject. Here are the images and the names associated with them:

 candle	 cat	 cry	 dog	 frown	 angry	 candle w/cake	 prayers
 grin	 happy	 tongue	 kisses	 neutral	 kisses	 laugh	 question
 scared	 smile	 so there	 surprised	 yeah right!	 news	 note	

Special Formatting in Messages

You can format your messages using our special formatting tags. With these tags you can add external images, bold text, italic text, underline text, change font colors and use header font sizes (if you are familiar with HTML, H1-H6). All the special formatting tags start with [\$ and end with].

To insert an image into your message simply enter: [\$img <url>] where <url> is the URL of the image. So to put a picture of Hamlet in your message you could enter:

[\$img <http://www.coolcybercats.com/images/FPHamlet.jpg>]

To bold your text just enter [\$b <text>]. So to enter the words CoolCyberCats in bold you would enter:

[\$b CoolCyberCats]

To italic your text just enter [\$i <text>]. So to enter the words CoolCyberCats in italic you would enter:

[\$i CoolCyberCats]

To underline your text just enter [\$u <text>]. So to enter the words CoolCyberCats underlined you would enter:

[\$u CoolCyberCats]

To change the font color of your words you enter [\$c-<color> <text>]. The <color> is any valid HTML color. So to enter words CoolCyberCats in BLUE you would enter:

[\$c-blue CoolCyberCats]

Or in RED: [\$c-red CoolCyberCats]

Or in YELLOW: [\$c-yellow CoolCyberCats]

Allowed color names are:black, silver, gray, white, maroon, red, purple, fuchsia, green, lime, olive, yellow, navy, blue, teal, aqua or any hex combo of RGB like #FF0000, #0000FF”

You can use font headers by entering [**\$h<1-6> <text>**]. So to make a medium sized header just enter:

[**\$h3 This is a medium header**]

You can align text to the left, right or center by entering [**\$left <text>**] or [**\$right <text>**] or [**\$center <text>**]. So to center the words “hello there” you would enter:

[**\$center hello there**]

Best of all you can combine the tags! What do you think this would output?

[**\$b The [**\$c-blue Cool**] [**\$c-red Cyber**] [**\$c-green Cats**] [**\$i ROCK**]**]

To make it easy to see what your message will look like with the formatting added, there is a preview button on the page where you enter in your message.

If you are having problems using the message board or find errors or bugs, please email me and I will be happy to help. You can get the email address off the website.